











| Specifications                                                                                                                       | FLOOR STAND | MODEL 1  | LS 75    | SH - 32 AL - 9 | 3225     | SH - 32 AL - 12 |
|--------------------------------------------------------------------------------------------------------------------------------------|-------------|----------|----------|----------------|----------|-----------------|
| Max Height with Column Raised                       | 74.5 cm     | 187.6 cm | 241 cm   | 268 cm         | 286.7 cm | 386 cm          |
| Min. Operating Height                               | 17 cm       | 74 cm    | 91 cm    | 110 cm         | 131.5 cm | 139 cm          |
| Folded Height                                       | —           | 73 cm    | 88 cm    | 107.7 cm       | 131 cm   | 138 cm          |
| Max. Load Capacity                                 | 4 kg        | 4 kg     | 4 kg     | 6 kg           | 8 kg     | 6 kg            |
| Tube profile & Outer Tube Size                    | 25 mm       | 25.4 mm  | 25.4 mm  | 32 mm          | 32 mm    | 32 mm           |
| Net. Weight                                       | 1.5 kg.     | 2.25 kg. | 2.50 kg. | 3.45 kg.       | 3.4 kg.  | 4 kg.           |
| Wall Thickness of Central Column Tubular Section  | 0.71 mm     | 0.71 mm  | 0.71 mm  | 2.03 mm        | 2.03 mm  | 2.03 mm         |
| Foot Print Diameter                               | 57 cm       | 97 cm    | 97 cm    | 144 cm         | 145 cm   | 144 cm          |